



## INDIAN HEALTH SERVICE

- The Indian Health Service (IHS) is the principal federal health care provider and health advocate for Indian people
- Its goal is to assure that comprehensive, culturally acceptable personal and public health services are available and accessible to American Indian and Alaska Native people

---

---

---

---


---

---

---

---

## Government to Government



---

---

---

---


---

---

---

---

## Indian Health System 1955-1975



---

---

---

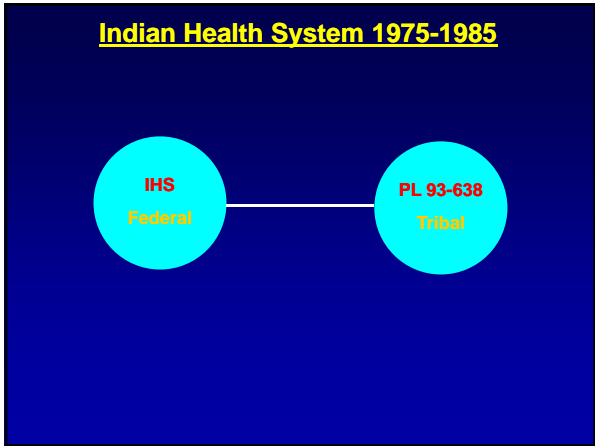
---

---

---

---

---




---

---

---

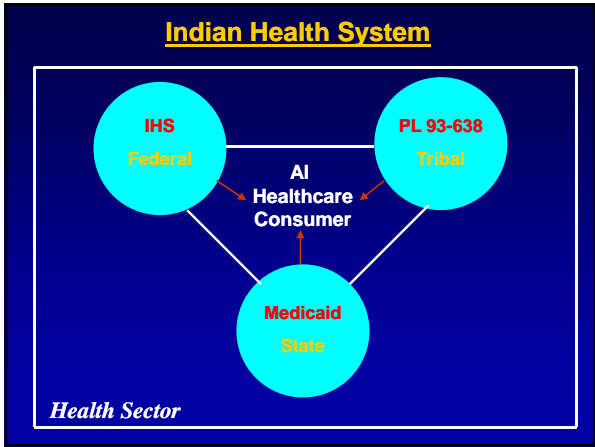
---

---

---

---

---




---

---

---

---

---

---

---

---

### AI Health Disparities

Life Expectancy in Years:

	<u>Men</u>	<u>Women</u>	<u>Total</u>
U.S.	74.1	79.5	76.9
AAIHS	<b>63.5</b>	<b>71.0</b>	<b>67.3</b>
Disparity:	10.6	8.5	9.6

Median age at death in SD (2007):  
 81.0 General Population  
**59.0 AI Population**

---

---

---

---

---

---

---

---

## AI Health Disparities

Death rates from preventable diseases among AIs are significantly higher than among non-Indians:

- Diabetes 208% greater
- Alcoholism 526% greater
- Accidents 150% greater
- Suicide 60% greater

Indian Health Service. *Regional Differences in Indian Health 2002-2003*

---

---

---

---

---

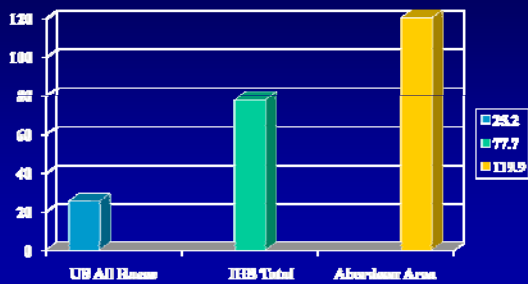
---

---

---

## Diabetes Death Rates

(Rate/Per 100,000 Population)



---

---

---

---

---

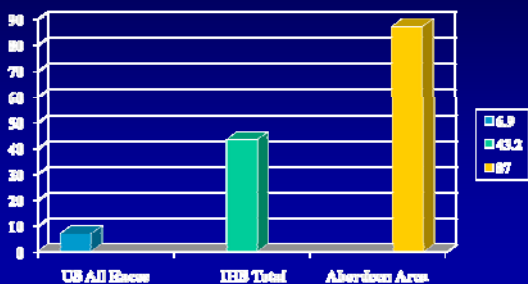
---

---

---

## Alcohol Related Death Rates

(Rate/Per 100,000 Population)



---

---

---

---

---

---

---

---

## AI Demographics

- Over 2 million *American Indian Only* in 2000 Census
- Over 4 million *AI and 'other'* in 2000 Census
- >60% of AI people live in urban areas
- Over 560 federally recognized AI/AN tribes
- Seventeen federally recognized tribes in AAIHS (ND, SD, NE, IA)

---

---

---

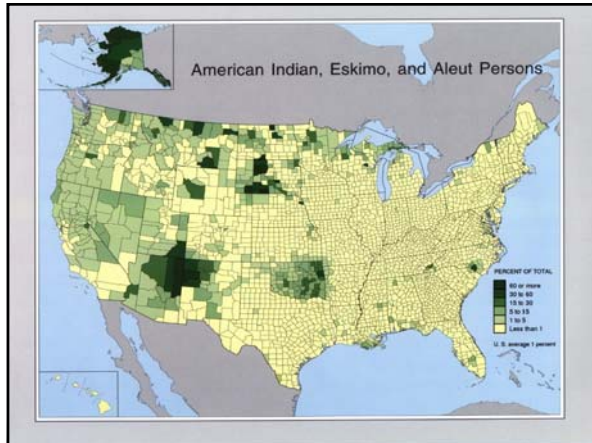
---

---

---

---

---



---

---

---

---

---

---

---

---

## AI Resource Disparities

Per capita medical expenditures in 2005 federal budget:

- Indian Health Service \$2,130
- Medicaid recipients \$5,010
- VA beneficiaries \$5,234
- Medicare \$7,631
- Bureau of Prisons \$ 3,985

---

---

---

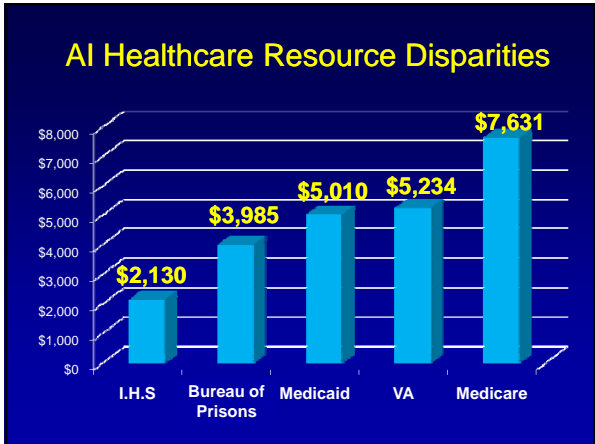
---

---

---

---

---




---

---

---

---

---

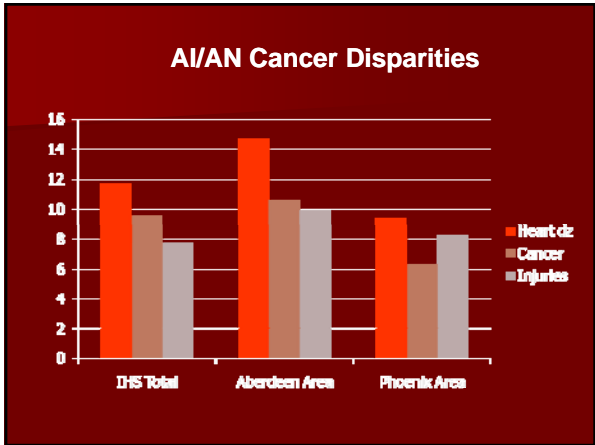
---

---

---

---

---




---

---

---

---

---

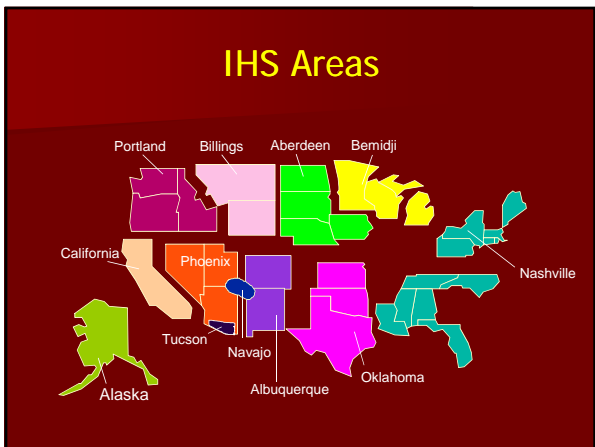
---

---

---

---

---




---

---

---

---

---

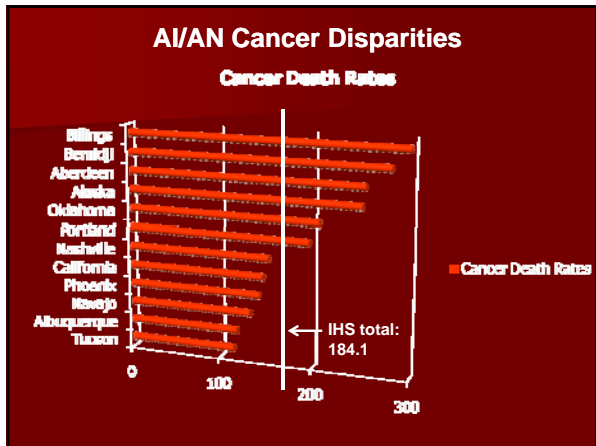
---

---

---

---

---




---

---

---

---

---

---

---

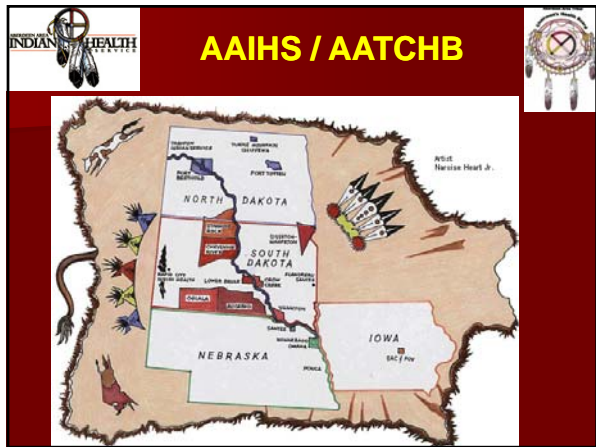
---

---

---

---

---




---

---

---

---

---

---

---


---

---

---

---

---




---

---

---

---

---

---

---

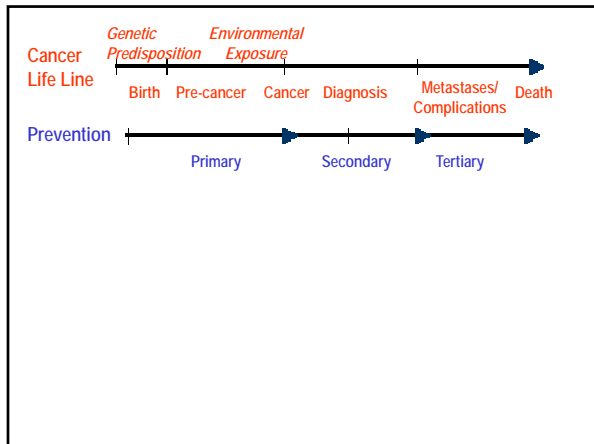
---

---

---

---

---




---

---

---

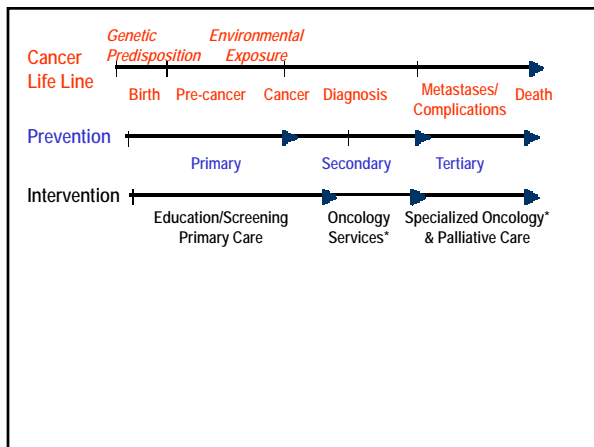
---

---

---

---

---




---

---

---

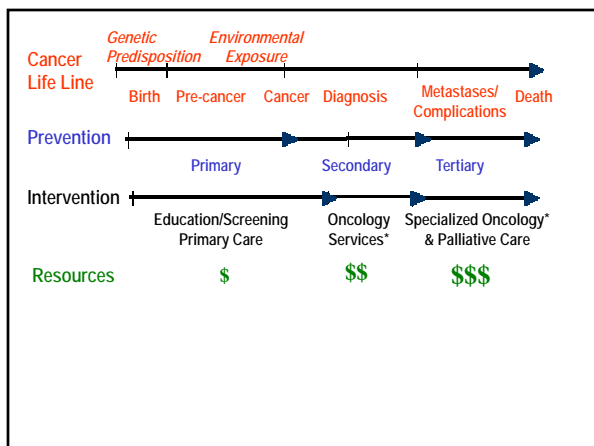
---

---

---

---

---




---

---

---

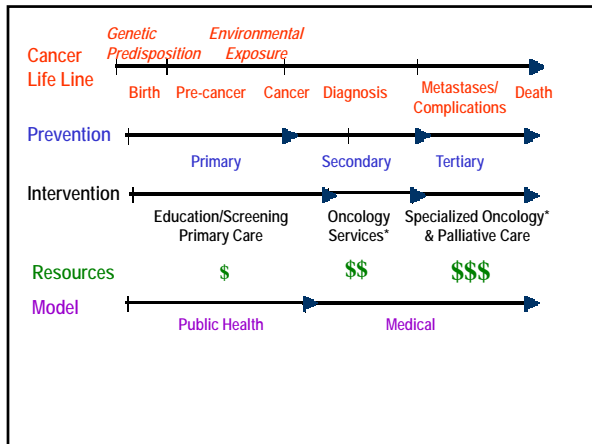
---

---

---

---

---




---

---

---

---

---

---

---

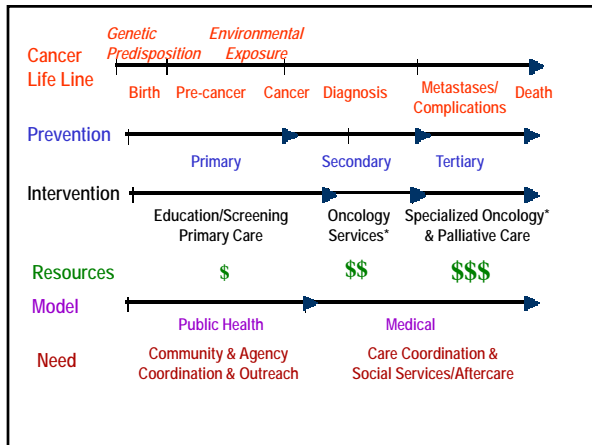
---

---

---

---

---




---

---

---

---

---

---

---

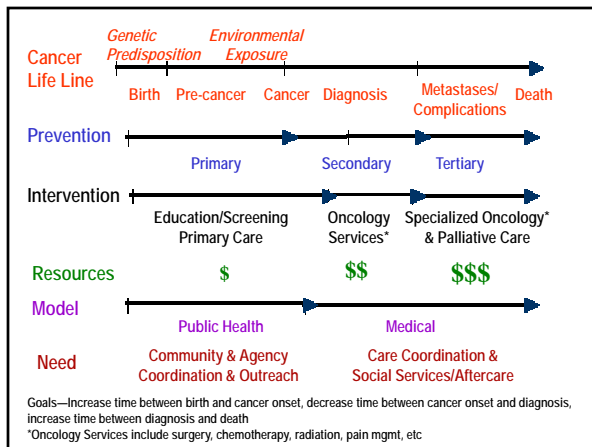
---

---

---

---

---




---

---

---

---

---

---

---

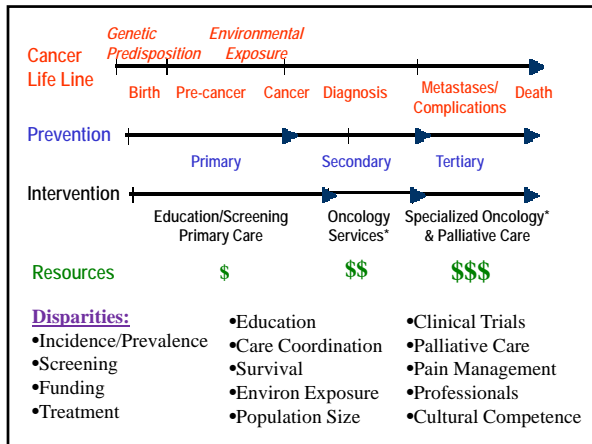
---

---

---

---

---




---

---

---

---

---

---

---

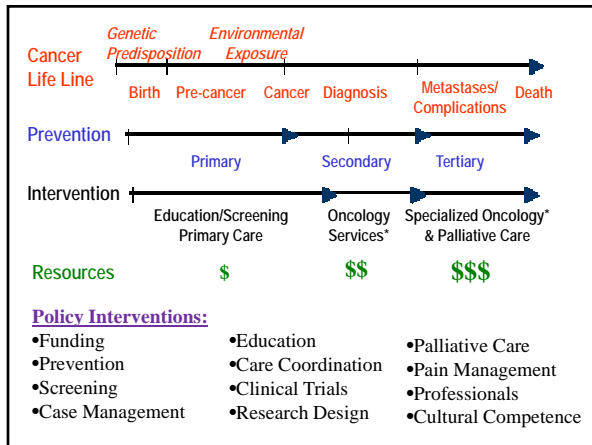
---

---

---

---

---




---

---

---

---

---

---

---

---

---

---

---

---




---

---

---

---

---

---

---

---

---

---

---

---